

USER MANUAL

DELHI HIGHER JUDICIAL SERVICE EXAMINATION (DHJSE) - 2022

1. Open the official website of **HIGH COURT OF DELHI** using the link <https://delhihighcourt.nic.in/>

The screenshot displays the official website of the High Court of Delhi. At the top, there is a header with the court's emblem, navigation links (Print, Email, Bookmark, Text Size, Select Theme), and a search bar. The main banner features the text "High Court of Delhi" and a large blue banner with the 75th Independence Day logo and the text "आज़ादी का अमृत महोत्सव". Below the banner, a horizontal menu lists various sections: Home, History, Judges, Calendar, Multimedia Resources, e-Library, Registrars, Feedback, FAQs, and Links. The left sidebar contains a list of links, including Judges' Roster, Display Board, Reports & Publications, Cause List, Nominated Counsel, List of Common Objections, Case Categorization, Notifications & Practice Directions, Case / Filing Status, Judgements, Orders, Certified Copies, Public Notices, Court Rules, RTI, Assets of Judge, Case History, Committees, Delhi High Court VC Rules, and Virtual Justice Clerk. The main content area is divided into three columns. The left column has a "Judgements" section with a list of links: Commercial Court Statistic, Job Openings, Recruitment Results, Company Claims / Sale Notices, Tenders, General, and Download Forms. The middle column has an "e-Filing" section and a "Virtual Tour" section. The right column has a "Latest Announcement" section with two links: "Pronouncement of Judgement on 22.02.2022..." and "Pronouncement of Judgement on 21.02.2022...", followed by a "Public Notice" section with a link to a vacancy circular for Accounts Officers, and a "Downloads" section with a link to download information. At the bottom right, there is an "e-RTI Portal" section with a link to circulars issued during the COVID-19 lockdown by the Supreme Court of India and High Court.

High Court of Delhi

Home | History | Judges | Calendar | Multimedia Resources | e-Library | Registrars | Feedback | FAQs | Links

Judgements

- Commercial Court Statistic
- Job Openings
- Recruitment Results
- Company Claims / Sale Notices
- Tenders
- General
- Download Forms

e-Filing

Virtual Tour

Latest Announcement

- ♦ [Pronouncement of Judgement on 22.02.2022...](#)
- ♦ [Pronouncement of Judgement on 21.02.2022...](#)

[Archive](#)

Public Notice

Vacancy circular for inviting applications for the post of Accounts Officers (post-retirement) on contractual basis for District Legal Services Author [more](#)

Downloads

To download info...

e-RTI Portal

Circulars issued during COVID-19 lockdown by SUPREME COURT OF INDIA and HIGH COURT

2. Click on “Public Notice” Tab and Select “Job Openings” Option.

The screenshot displays the official website of the High Court of Delhi. At the top, there is a header with the court's logo, navigation links (Home, History, Judges, Calendar, Multimedia Resources, e-Library, Registrars, Feedback, FAQs, Links), and utility links (Print, Email, Bookmark, Text Size, Select Theme). A search bar is located on the right. The main content area features a large banner for '75 Azadi Ka Amrit Mahotsav'. On the left, a vertical navigation menu lists various court services. The 'Public Notices' option is highlighted with a red box, and its dropdown menu is open, showing 'Job Openings' as the selected option, also highlighted with a red box. Other options in the dropdown include 'Commercial Court Statistic', 'Recruitment Results', 'Company Claims / Sale Notices', 'Tenders', 'General', and 'Download Forms'. On the right side, there are sections for 'Latest Announcement', 'Public Notice' (with a vacancy circular for Accounts Officers), 'Downloads', and 'e-RTI Portal'.

High Court of Delhi

Home | History | Judges | Calendar | Multimedia Resources | e-Library | Registrars | Feedback | FAQs | Links

Print | Email | Bookmark | Text Size A⁻ | A | A⁺ | Select Theme

Search

> Judges' Roster
> Display Board
> Reports & Publications
> Cause List
> Nominated Counsel
> List of Common Objections
> Case Categorization
> Notifications & Practice Directions
> Case / Filing Status
> Judgements
> Orders
> Certified Copies
> **Public Notices**
> Court Rules
> RTI
> Assets of Judge
> Case History
> Committees
> Delhi High Court VC Rules
> Virtual Justice Clock

Judgements

Commercial Court Statistic
Job Openings
Recruitment Results
Company Claims / Sale Notices
Tenders
General
Download Forms

e-Filing
Virtual Tour

Latest Announcement
♦ [Pronouncement of Judgement on 22.02.2022...](#)
♦ [Pronouncement of Judgement on 21.02.2022...](#)
Archive

Public Notice
Vacancy circular for inviting applications for the post of Accounts Officers (post-retirement) on contractual basis for District Legal Services Author
more

Downloads
To download info...

e-RTI Portal
Circulars issued during COVID-19 lockdown by SUPREME COURT OF INDIA and HIGH COURT

3. Select the link “**Apply Online for Delhi Higher Judicial Service Examination 2022**”
4. Select “**Online Application Portal**” Link
5. Click on “**Fresh Candidate (CLICK HERE) to Create Log In**” option, if you are registering for the first time.

High Court of Delhi

Welcome to Online Registration for Delhi Higher Judicial Service Examination (DHJSE)– 2022

- View Advertisement
- FAQs
- Schedule of Examination
- Clarification
- Important Instructions
- Admit Card

Last date for Applying Online: _____ (Till 10:00 PM)

[Click here to view Guidelines to Apply Online](#)

Login to Apply Online

[Fresh Candidate \(CLICK HERE\) to Create Log In](#)

[Already Logged In Candidate\(CLICK HERE\) to Complete Process](#)

CLICK HERE

Disclaimer: This electronically generated information does not have any legal validity

6. Are you a Judicial Officer in any state? Select Yes / No

Sign-up: Online Application x +

← → ↻ applycareer.co.in/dhc/highcourt2021dhjse_dummycheck/Registration.aspx

Are you a Judicial Officer in any State?

Yes No

Create Log

Name of Ca

Date of Birt

Email-ID*

Re-enter En

Password*

Have you read carefully and understood the Notification/ Advertisement and Instructions for Delhi Higher Judicial Service Examination – 2022? [Click here to view Instruction](#)

☐ Yes ☐ No

Note: Data entered by you in this form CANNOT be edited/modified on later stages. Please be sure before submitting.

Submit

Fields marked with * are mandatory

BACK

Windows taskbar: 22:17 24-02-2022

7. Do you have a continuous practice of 7 years or more on the last date of receipt of applications? Select Yes / No

Sign-up: Online Application x +

← → ↻ applycareer.co.in/dhc/highcourt2021dhjse_dummycheck/Registration.aspx

Do you have a continuous practice of 7 years or more on the last date of receipt of applications?

--Select--

--Select--

Yes

No

Submit

Create Log

Name of Ca

Date of Birt

Email-ID*

Re-enter En

Password*

▪ Have

Delhi Higher

Note: Data entered by you in this form CANNOT be edited/modified on later stages. Please be sure before submitting.


Submit

Fields marked with * are mandatory

BACK

Windows taskbar: 22:23, 24-02-2022

8. On Clicking the “**Fresh Candidate (Click Here) to Log In**”, fill the details as shown below.



High Court of Delhi

Create Log In to Apply Online

| | | | |
|--|--|---|------------------------------------|
| Name of Candidate* | <input type="text"/> | | |
| Date of Birth* | <input type="text"/> | | |
| Email-ID* | <input type="text"/> | @ | --Select-- <input type="text"/> |
| | Other domain, specify <input type="text"/> | | |
| Re-enter Email-ID* | <input type="text"/> | | |
| Password * | <input type="password"/> | | |
| | (Minimum 4 character) | | |
| <ul style="list-style-type: none">Have you read carefully and understood the Notification/ Advertisement and Instructions for Delhi Higher Judicial Service Examination – 2022? Click here to view Instruction | | | |
| <input type="radio"/> Yes <input type="radio"/> No | | | |
| Note: Data entered by you in this form CANNOT be edited/modified on later stages. Please be sure before submitting. | | | |
| <input type="button" value="Submit"/> | | | |

*Fields marked with * are mandatory*

9. After creating the initial registration, login your account by filling the details in Registered Candidate Login.



| Registered Candidate Login | |
|---------------------------------------|--------------------------|
| Email ID* | <input type="text"/> |
| Date of Birth* | <input type="text"/> |
| Password* | <input type="password"/> |
| <input type="submit" value="Submit"/> | |


*Fields marked with * are mandatory*

[Forgot Password?](#)

[New User click here](#)



10 Click on “Action – 1: Fill Application”.



| Action | Status |
|--|--|
| Click on the buttons given below | |
| Action-1: Fill Application | <input type="checkbox"/> To be Completed |
| Action-2.1: Uploading of Photograph/ Signature | <input type="checkbox"/> To be Completed |
| Action-2.2: Uploading of Selfie using Webcam | <input type="checkbox"/> To be Completed |
| Click here to Preview Application | |
| Action-3: Make Payment/ Submit Application | <input type="checkbox"/> To be Completed |
| Action-4: Print Application | <input type="checkbox"/> To be Completed |

CLICK HERE

11 Click on “Click Here to Fill Personal Details”.



Job Applying for: Delhi Higher Judicial Service Examination 2022

Click here to Fill
Personal Details

Click here to Fill
Qualification Details

Click here to Fill
Experience Details (Optional)

Click here to Fill
Additional Details

CLICK HERE

12 Fill the details asked in Personal Details Page and press the “**Save Personal Details**” button to save the details.

| APPLICATION FORM | | | |
|--|--|--|--|
| Job Applying for: Delhi Higher Judicial Service Examination 2022 | | | |
| Click here to Fill Personal Details | | Click here to Fill Qualification Details | Click here to Fill Experience Details (Optional) |
| Click here to Fill Additional Details | | | |
| Please fill up the required information. *Fields marked with asterisk are mandatory. | | | |
| Examination Centre | | | |
| * Examination Centre City | | --Select-- | |
| Personal Particulars | | | |
| * Name of the Candidate | | --Select-- DUMMY | |
| * Date of Birth | | 15-May-1991 | |
| Age as on 31-Mar-2022 | | 30 Years 9 Months 17 days | |
| * Place of Birth | | | |
| * Father's Name | | * Mother's Name | |
| * Gender | | --Select-- | |
| * Address for communication (Do not mention your name again) | | * City | |
| | | * State | |
| | | * Pin Code | |
| * Permanent Address (Do not mention your name again) | | * City | |
| Click here to repeat present address | | * State | |
| | | * Pin Code | |
| E-mail ID | | Alternate E-mail ID | |
| Contact Number (Telephone no.) with STD Code | | * 1. Mobile No. - 10 Digit Only | |
| | | * 2. Mobile No. - 10 Digit Only | |
| * Category | | --Select-- | |
| * Are you Person with Disabilities (PwD)? | | --Select-- If yes, specify | |
| Nature of disability | | Percentage of disability | |
| --Select-- | | --Select-- | |
| Do you possess a disability certificate from the competent authority? | | Do you want to avail the scribe facility or only compensatory time without scribe facility during the examination? | |
| --Select-- | | --Select-- | |
| * Are you a Citizen of India? | | --Select-- | |
| Save Personal Particulars | | | |

13 Click on “Click Here to Fill Qualification Details”.



Job Applying for: Delhi Higher Judicial Service Examination 2022

Click here to Fill
Personal Details

Click here to Fill
Qualification Details

Click here to Fill
Experience Details (Optional)

Click here to Fill
Additional Details

CLICK HERE

14 Fill the details asked in Qualification Details Page and press the “**Save Qualification Details**” button to save the details.

APPLICATION FORM

[Home](#)

Job Applying for: Delhi Higher Judicial Service Examination 2022

Click here to Fill Personal Details

Click here to Fill Qualification Details

Click here to Fill Experience Details (Optional)

Click here to Fill Additional Details

• **Note: Fields marked with asterisk (*) are mandatory**

• **Note: Only those candidates are eligible who have passed their degree in Law on or before the date of application**

Educational Qualification(10th Standard onwards)

| Qualification Level | Subjects Taken | Passing Month & Year | Name of the University/Board/Any Other | Marking Scheme (Marks/Grades) | Marks/Grades Obtained | Maximum Marks/Grades | Percentage of Marks/Grades (upto 2 Decimal places)# | Division/Class |
|--|----------------------|----------------------|--|-------------------------------|-----------------------|----------------------|---|----------------|
| 1. Matriculation * 10th ▾ | <input type="text"/> | Month ▾ Year ▾ | <input type="text"/> | --Select-- ▾ | <input type="text"/> | <input type="text"/> | <input type="text"/> | --Select-- ▾ |
| 2. Senior Secondary * 12th ▾ | <input type="text"/> | Month ▾ Year ▾ | <input type="text"/> | --Select-- ▾ | <input type="text"/> | <input type="text"/> | <input type="text"/> | --Select-- ▾ |
| 3. Graduation --Select-- ▾ | <input type="text"/> | Month ▾ Year ▾ | <input type="text"/> | --Select-- ▾ | <input type="text"/> | <input type="text"/> | <input type="text"/> | --Select-- ▾ |
| 4. Professional Qualification (LLB)* --Select-- ▾ | <input type="text"/> | Month ▾ Year ▾ | <input type="text"/> | --Select-- ▾ | <input type="text"/> | <input type="text"/> | <input type="text"/> | --Select-- ▾ |
| 5. MASTER Level --Select-- ▾ | <input type="text"/> | Month ▾ Year ▾ | <input type="text"/> | --Select-- ▾ | <input type="text"/> | <input type="text"/> | <input type="text"/> | --Select-- ▾ |
| Any Other, Specify <input type="text"/> | <input type="text"/> | Month ▾ Year ▾ | <input type="text"/> | --Select-- ▾ | <input type="text"/> | <input type="text"/> | <input type="text"/> | --Select-- ▾ |
| Any Other <input type="text"/> | <input type="text"/> | Month ▾ Year ▾ | <input type="text"/> | --Select-- ▾ | <input type="text"/> | <input type="text"/> | <input type="text"/> | --Select-- ▾ |
| Any Other <input type="text"/> | <input type="text"/> | Month ▾ Year ▾ | <input type="text"/> | --Select-- ▾ | <input type="text"/> | <input type="text"/> | <input type="text"/> | --Select-- ▾ |

#Note: In case the Marking Scheme is Grade, please enter the equivalent percentage upto 2 decimal places.

Save Qualification Details


15 Click on “Click Here to Fill Experience Details (Optional)”.



Job Applying for: Delhi Higher Judicial Service Examination 2022



- 16 Click on “**Add Experience**” to fill the details of experience, if any and press the “**Save Experience**” button to save the details.

**High Court of Delhi**

APPLICATION FORM

Home

Job Applying for: Delhi Higher Judicial Service Examination 2022

Click here to Fill
Personal Details

Click here to Fill
Qualification Details

Click here to Fill
Experience Details (Optional)

Click here to Fill
Additional Details

Fill Work Experience

| | | |
|--|---|--|
| Designation of post held or description of nature of duties* | : | |
| Period From* | : | |
| Period To* | : | <input type="checkbox"/> (Check if working Till Date) |
| Full Address of the employer/department* | : | |
| Whether Govt. Service or Service with Public Sector undertaking or Private Employment (Please see instruction at : Sr. No. 14) * | : | -Select-- |
| Reasons for leaving the service | : | |
| Total Character left: | | |

Save Experience

|

Reset

|

Cancel

17 Click on “**Save and Close**” button to save the details and proceed to the next step.



High Court of Delhi

APPLICATION FORM

Home

Job Applying for: Delhi Higher Judicial Service Examination 2022

Click here to Fill
Personal Details

Click here to Fill
Qualification Details

Click here to Fill
Experience Details (Optional)

Click here to Fill
Additional Details

If you have at any time been employed, give details including those of present employment, if any:

| Edit | Delete | SNo | Designation of post held or description of nature of duties | From Date | To Date | Full Address of the employer/department | Whether Govt. Service or Service with Public Sector undertaking or Private Employment | Reasons for Leaving Service |
|------|--------|-----|---|-----------|---------|---|---|-----------------------------|
|------|--------|-----|---|-----------|---------|---|---|-----------------------------|

Add Experience

Save and Close

18 Click on “Click Here to Fill Additional Details”.



Job Applying for: Delhi Higher Judicial Service Examination 2022

Click here to Fill
Personal Details

Click here to Fill
Qualification Details

Click here to Fill
Experience Details (Optional)

Click here to Fill
Additional Details

CLICK HERE

19 Fill the details asked in Additional Details Page and press the “**Save Additional Details**” button to save the details.

[Click here to Fill Personal Details](#)
[Click here to Fill Qualification Details](#)
[Click here to Fill Experience Details \(Optional\)](#)
[Click here to Fill Additional Details](#)

Additional Information

Do you have a different name in any of your documents?? *

Vaccination status: *

Are you married? *

Particulars of prizes, medals, scholarship, etc. if any, obtained (give details)

Total Character left:

Knowledge of languages other than English *:

| | | | | | |
|-----------|----------------------|----------------------|----------------------|----------------------|----------------------|
| Can Speak | <input type="text"/> | <input type="text"/> | <input type="text"/> | <input type="text"/> | <input type="text"/> |
| Can Write | <input type="text"/> | <input type="text"/> | <input type="text"/> | <input type="text"/> | <input type="text"/> |
| Can Read | <input type="text"/> | <input type="text"/> | <input type="text"/> | <input type="text"/> | <input type="text"/> |

Do you have knowledge of computer applications/use? *

Particulars of sports and other extra-curricular activities, if any, in which you have participated (give details)

Total Character left:

Have you practised as an Advocate for seven years or more?

Present Working Status: *

Enrolment No. as an Advocate:

Date of Enrolment:

State in which enrolled:

Give Particulars of Practice (From Older to Latest):

| Place | From | To | Reason for leaving practice at the given place |
|----------------------|--|---|--|
| <input type="text"/> | <input type="text"/> <input type="text"/> <input type="text"/> | <input type="text"/> <input type="text"/> <input type="text"/> <input type="checkbox"/> Check if Currently Working (Till Date) | <input type="text"/> |
| <input type="text"/> | <input type="text"/> <input type="text"/> <input type="text"/> | <input type="text"/> <input type="text"/> <input type="text"/> <input type="checkbox"/> Check if Currently Working (Till Date) | <input type="text"/> |
| <input type="text"/> | <input type="text"/> <input type="text"/> <input type="text"/> | <input type="text"/> <input type="text"/> <input type="text"/> <input type="checkbox"/> Check if Currently Working (Till Date) | <input type="text"/> |
| <input type="text"/> | <input type="text"/> <input type="text"/> <input type="text"/> | <input type="text"/> <input type="text"/> <input type="text"/> <input type="checkbox"/> Check if Currently Working (Till Date) | <input type="text"/> |
| <input type="text"/> | <input type="text"/> <input type="text"/> <input type="text"/> | <input type="text"/> <input type="text"/> <input type="text"/> <input type="checkbox"/> Check if Currently Working (Till Date) | <input type="text"/> |

Details of Important Cases handled:

Total Character left:

Are you an Income Tax Assessee? *

Have you ever been arrested, prosecuted, kept under detention or bound / convicted by a court of Law for any offence? *

Have you ever been debarred/disqualified by any Public Service Commission from appearing in its Examination/Selection, or debarred from any Examination/rusticated by any University or any other educational authority/ institution? *

Whether any relation is in legal profession? *

Whether you have ever applied for recruitment to Delhi Higher Judicial Service earlier and, if so, in which year? It may also be indicated whether you were called for interview and what was the result? *

Whether you are in service at the time of submission of application? *

Any other information, the applicant may like to give.

Total Character left:

[Save Additional Details](#)

- 20 On Completing the Action – 1, a green tick will appear and the status will be shown as “**Completed**”. The next step is to click on “**Action-2.1: Uploading of Photograph / Signature**”.

High Court of Delhi

Welcome DUMMY to Online Application for Delhi Higher Judicial Service Examination 2022

Change Password Logout

| Action | Status |
|---|---|
| Click on the buttons given below | |
| Action-1: Fill Application | <input checked="" type="checkbox"/> Completed |
| Action-2.1: Uploading of Photograph/ Signature | <input type="checkbox"/> To be Completed |
| Action-2.2: Uploading of Selfie using Webcam | <input type="checkbox"/> To be Completed |
| Action-3: Make Payment/ Submit Application | <input type="checkbox"/> To be Completed |
| Action-4: Print Application | <input type="checkbox"/> To be Completed |

CLICK HERE

21 Click on “**Upload Your Photograph**” to upload the photo and click on “**Upload Your Signature**” to upload the sign and press the “**Next**” button to proceed to the next action.

Note:-

1. Please fill all the details carefully. Details once saved, cannot be corrected.
2. File size should not be greater than 100Kb for photo and 50Kb for sign.
3. Only formats .jpeg & .jpg are allowed

The screenshot displays the 'High Court of Delhi' portal. At the top, there is a header with the court's logo and name. Below the header, a blue wavy line separates the header from the main content area. The main content area has a light yellow background. In the center, there is a red box with the text 'CLICK HERE' and a red arrow pointing to the 'Upload Your Photograph' button. To the right of this button is the 'Upload Your Signature' button. Both buttons are green with white text. Above each button is a 'Choose File' button and a 'No file chosen' label. Below the buttons, there are two circular placeholders with the text 'NO IMAGE AVAILABLE'. The left placeholder is labeled 'Photograph' and the right one is labeled 'Signature'. At the bottom center, there is a 'Next>>' button.

High Court of Delhi

Home

CLICK HERE

Choose File No file chosen

Upload Your Photograph

Choose File No file chosen

Upload Your Signature

NO IMAGE AVAILABLE

Photograph

NO IMAGE AVAILABLE


Signature

Next>>

Note: Upload image size should not be greater than 100KB (for Photograph) and 50KB (for Signature) also Image type should be jpg/jpeg only.

22 Click on “**Action-2.2: Uploading of Selfie using Webcam**”.

NOTE:- Allow access to webcam to capture your live image



High Court of Delhi


Welcome DUMMY to Online Application for Delhi Higher Judicial Service Examination 2022

[Change Password](#) [Logout](#)

| Action | Status |
|---|---|
| Click on the buttons given below | |
| Action-1: Fill Application | <input checked="" type="checkbox"/> Completed |
| Action-2.1: Uploading of Photograph/ Signature | <input type="checkbox"/> To be Completed |
| Action-2.2: Uploading of Selfie using Webcam | <input type="checkbox"/> To be Completed |
| Action-3: Make Payment/ Submit Application | <input type="checkbox"/> To be Completed |
| Action-4: Print Application | <input type="checkbox"/> To be Completed |





CLICK HERE

23 Click on “**Capture**” to take your live photograph using your webcam and then click on “**Upload**” to upload it.




High Court of Delhi

Home

| Instruction for taking Selfie | Live Camera | Captured Picture |
|--|--------------------|-------------------|
| <ul style="list-style-type: none">• Good lighting on your face• Look directly into the webcam• Take Selfie without any HAT or sunglasses.• Take a Selfie, but make it look like a Passport Photo. <p>Selfie Tips</p> <div><div>✓ Good Lighting on your face</div><div>✓ Look directly into the webcam</div></div> <div></div> <div><div><div>✓ Bright Light</div></div><div><div>✗ No sunglasses</div></div><div><div>✗ No Hat</div></div></div> | | |
| | <div>Capture</div> | <div>Upload</div> |

24 Click on “**Click Here to Preview Application**” to check and review the details filled by you in Action-1, 2.1, & 2.2 so far, as no editing / modification is allowed once you click the Make Payment and Submit button.

**High Court of Delhi**

Welcome DUMMY to Online Application for Delhi Higher Judicial Service Examination 2022

[Change Password](#) [Logout](#)


| Action | Status |
|---|---|
| Click on the buttons given below | |
| Action-1: Fill Application | <input checked="" type="checkbox"/> Completed |
| Action-2.1: Uploading of Photograph/ Signature | <input checked="" type="checkbox"/> Completed |
| Action-2.2: Uploading of Selfie using Webcam | <input checked="" type="checkbox"/> Completed |
| Click here to Preview Application | |
| Action-3: Make Payment/ Submit Application | <input type="checkbox"/> To be Completed |
| Action-4: Print Application | <input type="checkbox"/> To be Completed |

CLICK HERE

25 Click on “**Action-3: Make Payment / Submit Application**”.

Note:-

- i. Please check all the details before clicking on **Save & Make Payment** Button.
- ii. Candidate belonging to General Category has to pay fee ((non-refundable) of Rs. 1000/- and SC/ST/ Persons with Disabilities (identified disabilities) has to pay Rs. 200/- through Debit Card/Internet Banking only.
- iii. No other mode of payment is acceptable other than the modes mentioned above.
- iv. Successful filling of Online Application form doesn't mean the successful submission of Form unless successful Payment of requisite fee.


High Court of Delhi


Welcome DUMMY to Online Application for Delhi Higher Judicial Service Examination 2022

[Change Password](#) [Logout](#)

| Action | Status |
|---|---|
| Click on the buttons given below | |
| Action-1: Fill Application | <input checked="" type="checkbox"/> Completed |
| Action-2.1: Uploading of Photograph/ Signature | <input checked="" type="checkbox"/> Completed |
| Action-2.2: Uploading of Selfie using Webcam | <input checked="" type="checkbox"/> Completed |
| Click here to Preview Application | |
| Action-3: Make Payment/ Submit Application | <input type="checkbox"/> To be Completed |
| Action-4: Print Application | <input type="checkbox"/> To be Completed |

CLICK HERE

26 Mark 'YES' in both the places and click on "Submit" button to proceed for the payment gateway.



High Court of Delhi

Press F11 to get full screen

[Home](#)

Make Payment / Submit Application

Please ensure that Personal details, Educational details and Experience details (as applicable) filled by you is correct.

I hereby certify and declare that:

1. I am an Indian National.
2. I have read the provisions given in the Advertisement.
3. All statements made and information given by me in this application are true, complete and correct to the best of my knowledge and belief. In the event of any information or part of it being found false or incorrect before or after the exam/interview or appointment, action can be taken against me by the High Court of Delhi and my candidature/appointment shall automatically stand cancelled/repatriated/terminated.
4. I further declare that I fulfill all the conditions of eligibility regarding age, educational, professional/technical qualifications, etc. prescribed for the post applied for. The essential qualifications prescribed are possessed by me.
5. I will not lay any claim for refund of non-refundable application fee from High Court of Delhi under any circumstances.

*Undertaking: I have gone through the advertisement and the General Conditions mentioned therein and fulfil all the conditions/requirements specified therein.**

I hereby Accept and confirm the Undertaking (Yes/No) YES ▼


NOTE: Once the payment has been made through, you will not be allowed to change/modify any information in the application form.

Do you want to proceed for Payment? Yes No

Note: Modification/Editing of Application Form is not allowed after Submission. Please be sure before SUBMITTING.

Submit

27 Click on “**Proceed to Payment Gateway**”.



High Court of Delhi

Note down Transaction Reference No. and Proceed to Payment Gateway

Transaction Reference No.:
(Keep note of this No. for payment reconciliation)

| | |
|------------|---------------|
| Name | Father's Name |
| Post Name: | Email-ID: |


Amount to Pay: ₹ 1000 /- + Bank Service Charge

Proceed to Payment Gateway

CLICK HERE


Note: DO NOT Refresh the page/press F5 key


28 You can make the payment using debit card / internet banking / BHIM UPI, fill your details and click on Pay now to proceed further.




As per RBI

Payment Details





 Debit Card

 Internet Banking

 BHIM UPI

Please enter your card details

Card Number



Expiry Date/Valid Thru


Month

▼

Year

▼

CVV/CVC 4-DBC



Name of the card holder

☒

 Use your GSTIN for claiming input tax (Optional)

Pay Now

Cancel

Order Summary

Order No.:

479883

Merchant Name:

High Court of Delhi

Amount:

100.00






Processing fee:

GST:

Total:

APM ID: PG_TRANS_396

You can check the transaction status using the following link - [Click Here](#)



29 Fill the OTP as sent on your registered mobile no. and click on “Submit” button to complete the payment and generate the final application form.

Verified by
VISA

इण्डियन ओवरसीज़ बैंक
Indian Overseas Bank

Merchant Details

| Merchant Name | WRCRISSBlePay |
|----------------------------|---------------------------------------|
| Date | Feb 24, 2022 |
| Card Number | |
| Amount | Rs 1.00 |
| Not your contact details?: | Contact Customer Care |

Enter OTP

Successfully sent OTP to your registered mobile number

Enter OTP


Resend OTP

CANCEL

SUBMIT

This screen will automatically time out after 300 seconds

Powered by

wibmo

30 After successful payment of fees, the candidate is advised to download & take the printout of Online Application Form by clicking on “**Action-4: Print Application**” to complete all the 4 steps of the registration process.

Note:-

- i. If the Online Application Form & Payment is not submitted successfully, then the candidate will not be able to download & take Printout of Online Application form.
- ii. The candidates can take printout of application form and keep it for future reference.
- iii. Candidate is not required to send the printout of the online application form to the High Court of Delhi.



| Action | Status |
|---|---|
| Click on the buttons given below | |
| Action-1: Fill Application | <input checked="" type="checkbox"/> Completed |
| Action-2.1: Uploading of Photograph/ Signature | <input checked="" type="checkbox"/> Completed |
| Action-2.2: Uploading of Selfie using Webcam | <input checked="" type="checkbox"/> Completed |
| Action-3: Make Payment/ Submit Application | <input checked="" type="checkbox"/> Completed |
| Action-4: Print Application | <input checked="" type="checkbox"/> Completed |

CLICK HERE