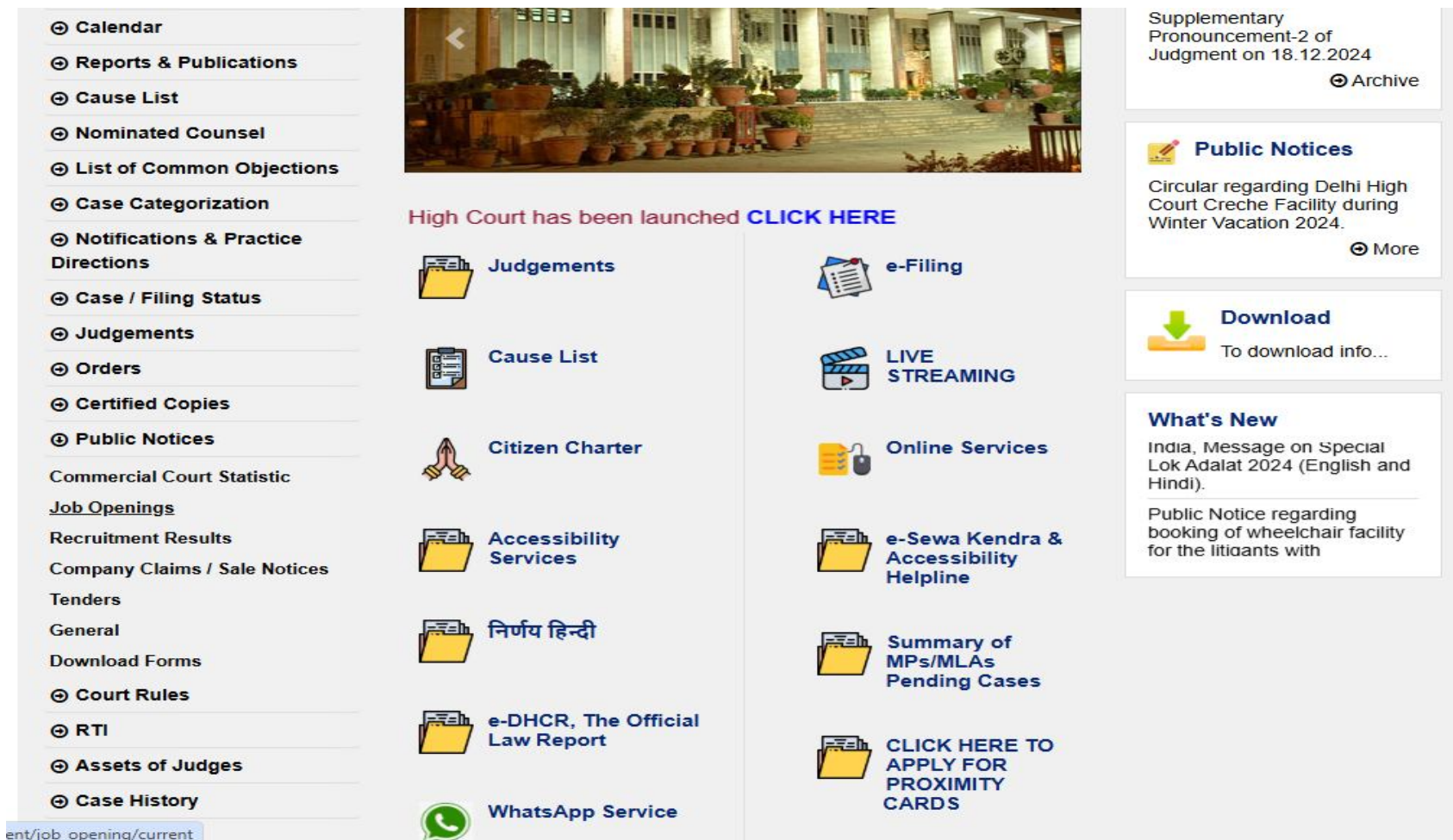


USER MANUAL

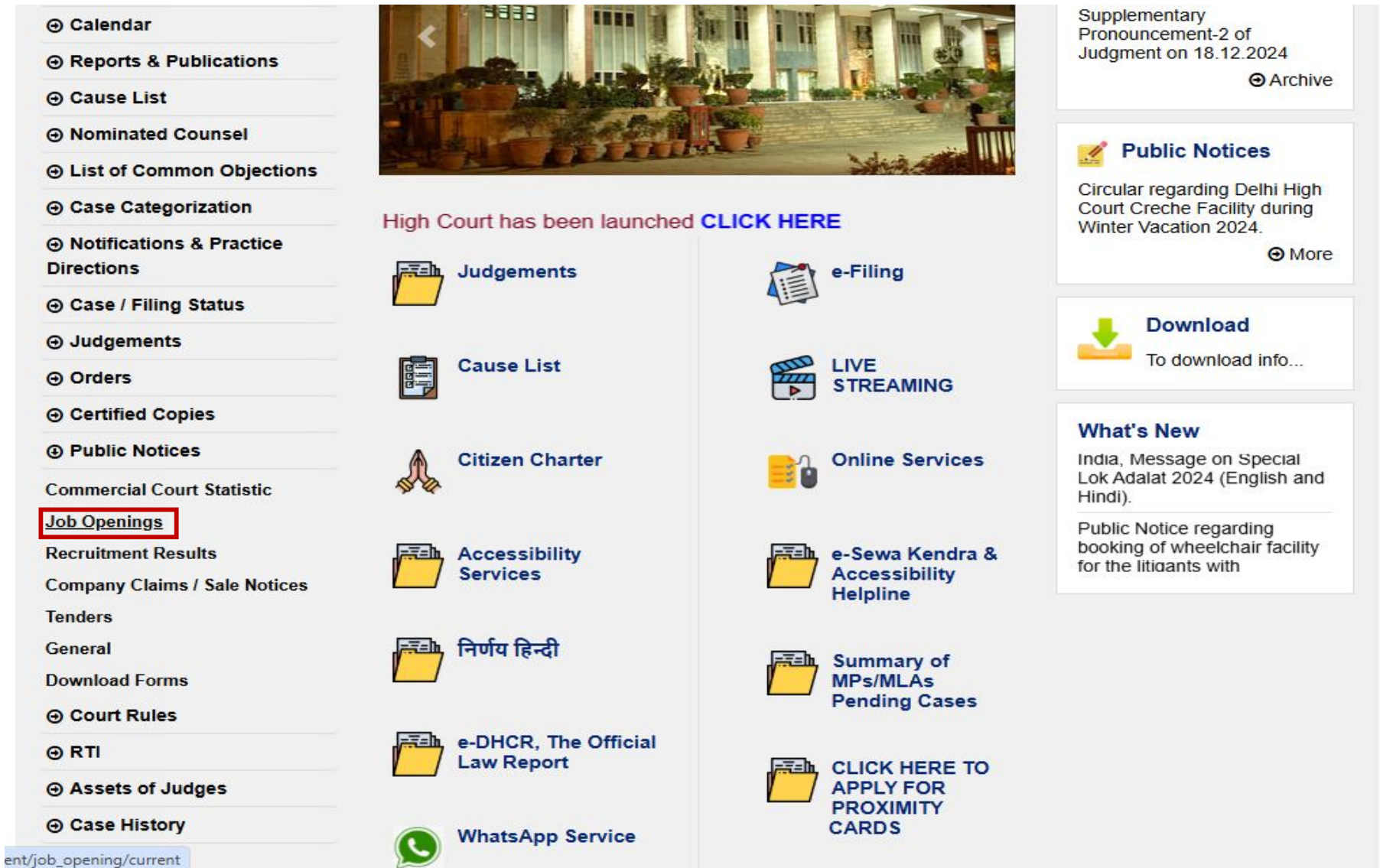
DELHI HIGHER JUDICIAL SERVICE EXAMINATION (DHJSE) - 2024

1. Open the official website of **HIGH COURT OF DELHI** using the link <https://delhihighcourt.nic.in/>



The screenshot displays the official website of the Delhi High Court. On the left is a vertical navigation menu with the following items: Calendar, Reports & Publications, Cause List, Nominated Counsel, List of Common Objections, Case Categorization, Notifications & Practice Directions, Case / Filing Status, Judgements, Orders, Certified Copies, Public Notices, Commercial Court Statistic, Job Openings, Recruitment Results, Company Claims / Sale Notices, Tenders, General, Download Forms, Court Rules, RTI, Assets of Judges, and Case History. The main content area features a banner image of the court building with the text "High Court has been launched [CLICK HERE](#)". Below the banner are two columns of service links, each with a folder icon: Judgements, Cause List, Citizen Charter, Accessibility Services, निर्णय हिन्दी, e-DHCR, The Official Law Report, WhatsApp Service, e-Filing, LIVE STREAMING, Online Services, e-Sewa Kendra & Accessibility Helpline, Summary of MPs/MLAs Pending Cases, and [CLICK HERE TO APPLY FOR PROXIMITY CARDS](#). On the right side, there are three informational boxes: "Supplementary Pronouncement-2 of Judgment on 18.12.2024" with an "Archive" link; "Public Notices" with a link to a circular regarding the Delhi High Court Creche Facility during Winter Vacation 2024 and a "More" link; and "Download" with a link to download information. A "What's New" section at the bottom right contains a message on Special Lok Adalat 2024 and a public notice regarding wheelchair facility booking.

2. Click on “Public Notice” Tab and Select “Job Openings” Option.



The screenshot displays the Delhi High Court website interface. On the left is a navigation menu with various categories. The 'Public Notices' category is selected, and within it, 'Job Openings' is highlighted with a red box. The main content area features a banner for the High Court launch, followed by a grid of service icons including Judgements, Cause List, Citizen Charter, Accessibility Services, निर्णय हिन्दी, e-DHCR, The Official Law Report, WhatsApp Service, e-Filing, LIVE STREAMING, Online Services, e-Sewa Kendra & Accessibility Helpline, Summary of MPs/MLAs Pending Cases, and a button to apply for proximity cards. On the right, there are sections for 'Supplementary Pronouncement-2 of Judgment on 18.12.2024', 'Public Notices' (with a notice about Delhi High Court Creche Facility), 'Download', and 'What's New' (with a notice about Lok Adalat 2024).

Public Notices

Circular regarding Delhi High Court Creche Facility during Winter Vacation 2024.

[More](#)

Download

To download info...

What's New

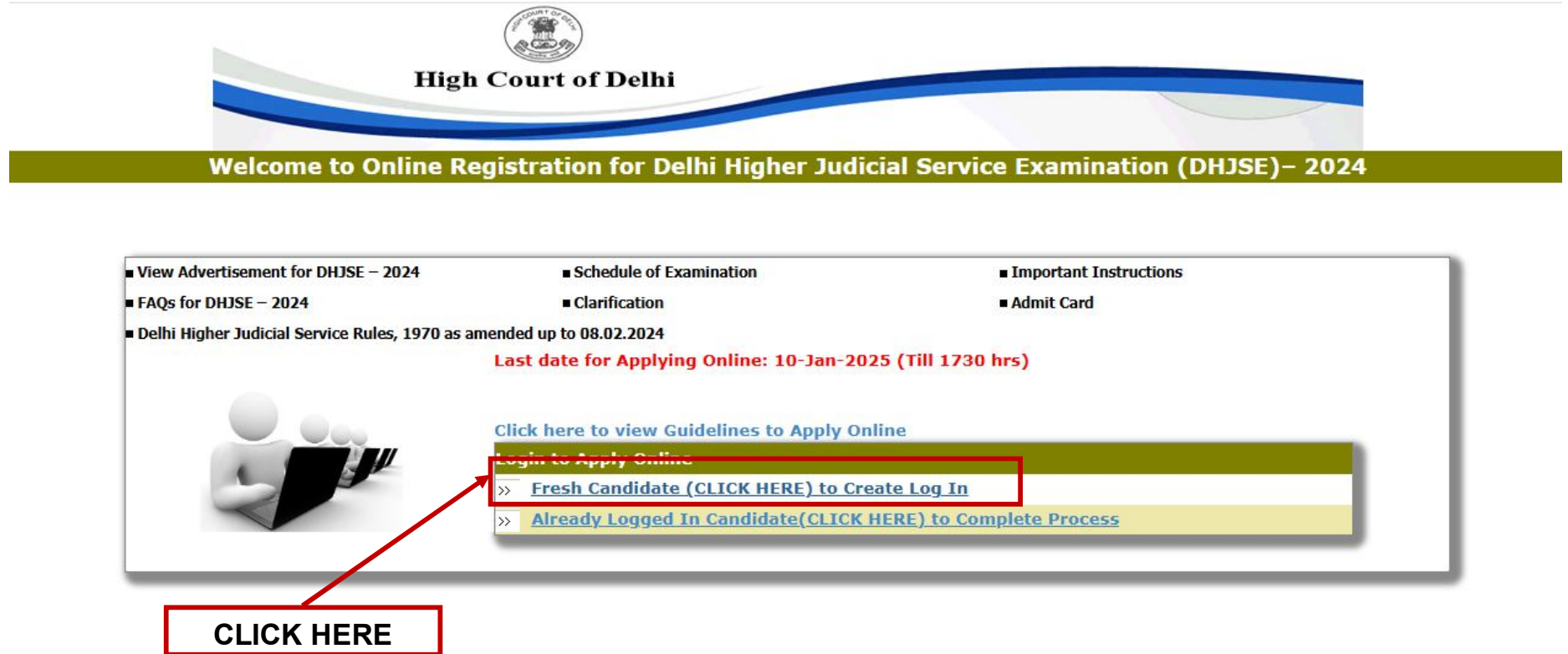
India, Message on Special Lok Adalat 2024 (English and Hindi).

Public Notice regarding booking of wheelchair facility for the litigants with

Job Openings

ent/job_opening/current

3. Select the link “Delhi Higher Judicial Service Examination (DHJSE), 2024”
4. Select “Online Application Portal” Link
5. Click on “Fresh Candidate (CLICK HERE) to Create Log In” option, if you are registering for the first time.



The screenshot shows the official website for the Delhi Higher Judicial Service Examination (DHJSE) 2024. At the top, the High Court of Delhi logo and name are displayed. Below this is a green banner with the text "Welcome to Online Registration for Delhi Higher Judicial Service Examination (DHJSE)– 2024". The main content area features a navigation menu with links for "View Advertisement for DHJSE – 2024", "FAQs for DHJSE – 2024", "Delhi Higher Judicial Service Rules, 1970 as amended up to 08.02.2024", "Schedule of Examination", "Clarification", "Important Instructions", and "Admit Card". A red text box indicates the "Last date for Applying Online: 10-Jan-2025 (Till 1730 hrs)". Below this, there is a section titled "Click here to view Guidelines to Apply Online" which contains a "Login to Apply Online" button. This button has two options: "Fresh Candidate (CLICK HERE) to Create Log In" and "Already Logged In Candidate(CLICK HERE) to Complete Process". A red arrow points from a red-bordered box containing the text "CLICK HERE" to the "Fresh Candidate" link.

High Court of Delhi

Welcome to Online Registration for Delhi Higher Judicial Service Examination (DHJSE)– 2024

- View Advertisement for DHJSE – 2024
- Schedule of Examination
- Important Instructions
- FAQs for DHJSE – 2024
- Clarification
- Admit Card
- Delhi Higher Judicial Service Rules, 1970 as amended up to 08.02.2024

Last date for Applying Online: 10-Jan-2025 (Till 1730 hrs)

Click here to view Guidelines to Apply Online

Login to Apply Online

- >> Fresh Candidate (CLICK HERE) to Create Log In
- >> Already Logged In Candidate(CLICK HERE) to Complete Process

CLICK HERE

6. On Clicking the “**Fresh Candidate (Click Here) to Log In**”, fill the questions as asked before creating a login-

Are you a serving Judicial Officer in any State

Yes No

Create Log In to

Name of Candidate

Date of Birth*

Email-ID*

Re-enter Email-ID*

Password*
(Minimum 4 character)

- Have you read carefully and understood the Notification/ Advertisement and Instructions for Delhi Higher Judicial Service Examination – 2024? [Click here to view Instruction](#)
 Yes No

Note: Data entered by you in this form CANNOT be edited/modified on later stages. Please be sure before submitting.

Submit

*Fields marked with * are mandatory*

7. After filling in the questions as asked before the fresh candidate login, fill in the login details to create a registration.



High Court of Delhi

Create Log In to Apply Online

Name of Candidate*

Date of Birth*

Email-ID*

 @ --Select--

Other domain, specify

Re-enter Email-ID*

Password *

(Minimum 4 character)

- Have you read carefully and understood the Notification/ Advertisement and Instructions for Delhi Higher Judicial Service Examination - 2024? [Click here to view Instruction](#)
 Yes No

Note: Data entered by you in this form CANNOT be edited/modified on later stages. Please be sure before submitting.

Submit

*Fields marked with * are mandatory*

8. Click on the “**Already Logged In Candidate (CLICK HERE) to Complete Process**” option, if you have already registered to complete the application



The screenshot shows the registration portal interface. At the top, there are three columns of menu items: "View Advertisement for DHJSE – 2024", "FAQs for DHJSE – 2024", and "Delhi Higher Judicial Service Rules, 1970 as amended up to 08.02.2024" on the left; "Schedule of Examination" and "Clarification" in the middle; and "Important Instructions" and "Admit Card" on the right. Below the menu is a red text announcement: "Last date for Applying Online: 10-Jan-2025 (Till 1730 hrs)". To the left of the main content is an illustration of a person at a laptop. To the right, there are two links: "Click here to view Guidelines to Apply Online" and "Login to Apply Online". The "Login to Apply Online" section is highlighted with a red box and contains two options: ">> Fresh Candidate (CLICK HERE) to Create Log In" and ">> Already Logged In Candidate(CLICK HERE) to Complete Process". A red arrow points from a box labeled "CLICK HERE" to the "Already Logged In Candidate" link. A red box is also present at the bottom center of the page.

9. After creating the initial registration, login in your account by filling the details in Registered Candidate Login.



High Court of Delhi



Registered Candidate Login

Email ID*

Date of Birth*

Password*

Submit

*Fields marked with * are mandatory*

[Forgot Password?](#)

[New User click here](#)

10. Click on “Action – 1: Fill Application”.



High Court of Delhi

Welcome DUMMY to Online Application for Delhi Higher Judicial Service Examination 2024

Action	Status
Click on the buttons given below	
Action-1: Fill Application	<input type="checkbox"/> To be Completed
Action-2.1: Uploading of Photograph/ Signature	<input type="checkbox"/> To be Completed
Action-2.2: Uploading of Live Photograph using Webcam	<input type="checkbox"/> To be Completed
Click here to Preview Application	
Action-3: Make Payment/ Submit Application	<input type="checkbox"/> To be Completed
Action-4: Print Application	<input type="checkbox"/> To be Completed

CLICK HERE

11. Click on “Click Here to Fill Personal Details”.



Applying for: Delhi Higher Judicial Service Examination 2024

Click here to Fill
Personal Details

Click here to Fill
Qualification Details

Click here to Fill
Experience Details (Optional)

Click here to Fill
Additional Details

CLICK HERE

12. Fill the details asked in Personal Details Page and press the “**Save Personal Details**” button to save the details.

APPLICATION FORM

Home

Applying for: Delhi Higher Judicial Service Examination 2024

Click here to Fill
Personal Details

Click here to Fill
Qualification Details

Click here to Fill
Experience Details (Optional)

Click here to Fill
Additional Details

Please fill up the required information. ***Fields marked with asterisk are mandatory.**

Examination Centre			
* Examination Centre City	<input type="text" value="--Select--"/>		
Personal Particulars			
* Name of the Candidate	<input type="text" value="--Select--"/> DUMMY		
* Do you have a different name in any of your documents?*	<input type="text" value="v"/>		
* Date of Birth	02-Jan-1979 Age as on 01-Jan-2024 44 Years 11 Months 30 days	* Place of Birth	<input type="text"/>
* Father's Name	<input type="text"/>	* Mother's Name	<input type="text"/>
* Gender	<input type="text" value="--Select--"/>		
* Address for communication (Do not mention your name again)	<input type="text"/> <input type="text"/> <input type="text"/>	* City	<input type="text"/>
		* State	<input type="text" value="--Select--"/>
		* Pin Code	<input type="text"/>
* Permanent Address (Do not mention your name again) Click here to repeat present address <input type="checkbox"/>	<input type="text"/> <input type="text"/> <input type="text"/>	* City	<input type="text"/>
		* State	<input type="text" value="--Select--"/>
		* Pin Code	<input type="text"/>
E-mail ID	ugat@aima.in	Alternate E-mail ID	<input type="text"/>
Contact Number (Telephone no.) with STD Code	<input type="text"/> <input type="text"/>	* 1. Mobile No. - 10 Digit Only	+91- <input type="text"/>
		* 2. Mobile No. - 10 Digit Only	+91- <input type="text"/>
* Category	<input type="text" value="--Select--"/>		
* Are you a person with disabilities (PWD)?	<input type="text" value="--Select--"/> If yes, specify		

13. Click on “Click Here to Fill Qualification Details”.



Applying for: Delhi Higher Judicial Service Examination 2024

This block contains four blue rectangular buttons with white text, arranged horizontally. From left to right, the buttons are: 'Click here to Fill Personal Details', 'Click here to Fill Qualification Details', 'Click here to Fill Experience Details (Optional)', and 'Click here to Fill Additional Details'. The 'Click here to Fill Qualification Details' button is highlighted with a red border. Below this button, there is a red arrow pointing upwards to the button, and a red-bordered box containing the text 'CLICK HERE' in black, uppercase letters.

14. Fill the details asked in Qualification Details Page and press the “**Save Qualification Details**” button to save the details.

APPLICATION FORM

Home

Applying for: Delhi Higher Judicial Service Examination 2024

Click here to Fill Personal Details

Click here to Fill Qualification Details

Click here to Fill Experience Details (Optional)

Click here to Fill Additional Details

• Note: Fields marked with asterisk (*) are mandatory

• Note: Only those candidates are eligible who have passed their degree in Law on or before the date of application

Educational Qualification(10th Standard onwards)

Qualification Level	Subjects Taken	Passing Month & Year	Name of the University/Board/Any Other	Marking Scheme (Marks/Grades)	Marks/Grades Obtained	Maximum Marks/Grades	Percentage of Marks/Grades (upto 2 Decimal places)#	Division/ Class
1. Matriculation * 10th ▾	<input type="text"/>	Month ▾ Year ▾	<input type="text"/>	--Select-- ▾	<input type="text"/>	<input type="text"/>	<input type="text"/>	--Select-- ▾
2. Senior Secondary * 12th ▾	<input type="text"/>	Month ▾ Year ▾	<input type="text"/>	--Select-- ▾	<input type="text"/>	<input type="text"/>	<input type="text"/>	--Select-- ▾
3. Graduation --Select-- ▾	<input type="text"/>	Month ▾ Year ▾	<input type="text"/>	--Select-- ▾	<input type="text"/>	<input type="text"/>	<input type="text"/>	--Select-- ▾
4. Professional Qualification (LLB)* --Select-- ▾	<input type="text"/>	Month ▾ Year ▾	<input type="text"/>	--Select-- ▾	<input type="text"/>	<input type="text"/>	<input type="text"/>	--Select-- ▾
5. MASTER Level --Select-- ▾	<input type="text"/>	Month ▾ Year ▾	<input type="text"/>	--Select-- ▾	<input type="text"/>	<input type="text"/>	<input type="text"/>	--Select-- ▾
Any Other <input type="text"/>	<input type="text"/>	Month ▾ Year ▾	<input type="text"/>	--Select-- ▾	<input type="text"/>	<input type="text"/>	<input type="text"/>	--Select-- ▾
Any Other <input type="text"/>	<input type="text"/>	Month ▾ Year ▾	<input type="text"/>	--Select-- ▾	<input type="text"/>	<input type="text"/>	<input type="text"/>	--Select-- ▾
Any Other <input type="text"/>	<input type="text"/>	Month ▾ Year ▾	<input type="text"/>	--Select-- ▾	<input type="text"/>	<input type="text"/>	<input type="text"/>	--Select-- ▾

#Note: In case the Marking Scheme is Grade, please enter the equivalent percentage upto 2 decimal places.

15. Click on “Click Here to Fill Experience Details (Optional)”.



Applying for: Delhi Higher Judicial Service Examination 2024



16. Click on “Add Experience” to fill the details of experience, if any and press the “Save Experience” button to save the details.

High Court of Delhi

APPLICATION FORM

Home

Applying for: Delhi Higher Judicial Service Examination 2024

Click here to Fill Personal Details Click here to Fill Qualification Details Click here to Fill Experience Details (Optional) Click here to Fill Additional Details

If you have at any time been employed, give details including those of present employment, if any:

Edit	Delete	SNo	Designation of post held or description of nature of duties	From Date	To Date	Full Address of the employer/department	Whether Govt. Service or Service with Public Sector undertaking or Private Employment	Reasons for Leaving Service
------	--------	-----	---	-----------	---------	---	---	-----------------------------

CLICK HERE

Add Experience Save and Close



High Court of Delhi

APPLICATION FORM

[Home](#)

Applying for: Delhi Higher Judicial Service Examination 2024

[Click here to Fill Personal Details](#)[Click here to Fill Qualification Details](#)[Click here to Fill Experience Details \(Optional\)](#)[Click here to Fill Additional Details](#)

Fill Work Experience

Designation of post held or description of nature of duties*	:	<input type="text"/>	
Period From*	:	<input type="text"/>	
Period To*	:	<input type="text"/>	<input type="checkbox"/> (Check if working Till Date)
Full Address of the employer/department*	:	<input type="text"/>	
Whether Govt. Service or Service with Public Sector undertaking or Private Employment (Please see instruction at Sr. No. 4) *	:	-Select- <input type="button" value="v"/>	
Reasons for leaving the service	:	<input type="text"/>	
		Total Character left:	<input type="text"/>

|

|

17. Click on “**Save and Close**” button to save the details and proceed to the next step.



Home

Applying for: Delhi Higher Judicial Service Examination 2024

Four blue buttons are arranged horizontally, each with white text:

- Click here to Fill Personal Details
- Click here to Fill Qualification Details
- Click here to Fill Experience Details (Optional)
- Click here to Fill Additional Details

If you have at any time been employed, give details including those of present employment, if any:

Edit	Delete	SNo	Designation of post held or description of nature of duties	From Date	To Date	Full Address of the employer/department	Whether Govt. Service or Service with Public Sector undertaking or Private Employment	Reasons for Leaving Service
------	--------	-----	---	-----------	---------	---	---	-----------------------------



18. Click on “Click Here to Fill Additional Details”.



Applying for: Delhi Higher Judicial Service Examination 2024

The image shows four blue buttons arranged horizontally. From left to right, the buttons contain the text: 'Click here to Fill Personal Details', 'Click here to Fill Qualification Details', 'Click here to Fill Experience Details (Optional)', and 'Click here to Fill Additional Details'. The 'Click here to Fill Additional Details' button is highlighted with a red rectangular border. A red arrow points from a red-bordered box containing the text 'CLICK HERE' to the 'Click here to Fill Additional Details' button.

19. Fill the details asked in Additional Details Page and press the “**Save Additional Details**” button to save the details.

APPLICATION FORM

Applying for: Delhi Higher Judicial Service Examination 2024

[Click here to Fill Personal Details](#) [Click here to Fill Qualification Details](#) [Click here to Fill Experience Details \(Optional\)](#) [Click here to Fill Additional Details](#)

Additional Information

Are you married?*

Particulars of prizes, medals, scholarship, etc. if any, obtained (give details)

Total Character left:

Knowledge of languages other than English*:

Can Speak	<input type="text"/>
Can Write	<input type="text"/>
Can Read	<input type="text"/>

Do you have knowledge of computer applications/use? *

Particulars of sports and other extra-curricular activities, if any, in which you have participated (give details)

Total Character left:

20. On Completing the Action – 1, a green tick will appear and the status will be shown as “**Completed**”. The next step is to click on “**Action-2.1: Uploading of Photograph / Signature/Disability Certificate (if applicable)**”.



Action	Status
Click on the buttons given below	
Action-1: Fill Application	<input checked="" type="checkbox"/> Completed
Action-2.1: Uploading of Photograph/ Signature / Disability Certificate (if applicable)	<input checked="" type="checkbox"/> Completed
Action-2.2: Uploading of Live Photograph using Webcam	<input checked="" type="checkbox"/> Completed
Click here to Preview Application	
Action-3: Make Payment/ Submit Application	<input type="checkbox"/> To be Completed
Action-4: Print Application	<input type="checkbox"/> To be Completed

CLICK HERE

21. Click on “**Upload Your Photograph**” to upload the photo, click on “**Upload Your Signature**” to upload the sign and click on Upload Disability Certificate to upload both your disability certificates, i.e., Annexure A/C along with Annexure B, if applicable in PDF format of less than 1MB. Click on “**Save and Proceed Next**” button to proceed to the next action.

Note:-

1. Please fill all the details carefully. Details once saved, cannot be corrected.
2. File size should not be greater than 100Kb for photo and 50Kb for sign. **Only formats .jpeg & .jpg are allowed**
3. File size should not be greater than **1 MB in PDF format only**.

Upload Photograph, Signature & PH Certificate (if applicable)

Photograph



Choose File No file chosen

Click to Upload

- [Click here to view specification for photographs and Signature](#)
- The photograph must be in colour and must be taken in a professional studio. Photographs taken using a mobile device/webcam and other self-composed portraits are NOT acceptable.
- Photograph must be taken against a white background.
- The photograph must be recent and should have been taken after 01 September, 2024.
- Facial features should occupy about 80% of the area in the photograph, with a clear view of the whole face directly looking into the camera. The main features of the face must not be covered by hair of the head, any cloth or any shadow. The forehead, both eyes, nose, cheeks, lips, and chin should be clearly visible.
- If you wear spectacles, glare on glasses is not acceptable in your photo. Spectacles with dark or tinted glasses are not permitted; only clear glasses are permitted.
- The digital version of your passport size photograph is to be uploaded in .JPG format, with a maximum file size of 100 KB (kilobytes).

Signature



Choose File No file chosen

Click to Upload

- [Click here to view specification for photographs and Signature](#)
- The signature must be in black colour only and must be written against a white background.
- The signature must be scanned. Mobile phone photographs of signatures are not acceptable.
- The signature is to be uploaded in .JPG format, with a maximum file size of 50 KB (kilobytes).

Disability Certificate



Choose File No file chosen

Click to Upload

- The original certificate must be scanned in color.
- Photographs of certificates taken using a mobile phone will not be accepted.
- The scanned certificate is required to be uploaded in pdf format.
- The file size should not exceed 1 MB (megabytes).






22. Click on “Action-2.2: Uploading of your live photograph using Webcam”.

NOTE:- Allow access to webcam to capture your live image

The screenshot displays the High Court of Delhi's online application portal. At the top, the High Court of Delhi logo and name are visible. Below this, a green banner reads "Welcome DUMMY to Online Application for Delhi Higher Judicial Service Examination 2024". A "Change" button is located in the top right corner. The main content is a table with two columns: "Action" and "Status". The table lists five actions, with the first two marked as "Completed" and the remaining three as "To be Completed". A red box highlights the "Action-2.2: Uploading of Live Photograph using Webcam" row, and a red arrow points to it from a box labeled "CLICK HERE".

Action	Status
Action-1: Fill Application	<input checked="" type="checkbox"/> Completed
Action-2.1: Uploading of Photograph/ Signature	<input checked="" type="checkbox"/> Completed
Action-2.2: Uploading of Live Photograph using Webcam	<input type="checkbox"/> To be Completed
Click here to Preview Application	
Action-3: Make Payment/ Submit Application	<input type="checkbox"/> To be Completed
Action-4: Print Application	<input type="checkbox"/> To be Completed

23. Click on “**Capture**” to take your live photograph using your webcam and then click on “**Upload**” to upload it.

 High Court of Delhi		
Home		
Instruction for taking Selfie	<u>Live Camera</u>	<u>Captured Picture</u>
<ul style="list-style-type: none">• Good lighting on your face• Look directly into the webcam• Take Selfie without any HAT or sunglasses.• Take a Selfie, but make it look like a Passport Photo. <p>Selfie Tips</p> <ul style="list-style-type: none">✓ Good Lighting on your face✓ Look directly into the webcam  <div style="display: flex; justify-content: space-around; align-items: center;"><div style="text-align: center;"> ✓ Bright Light</div><div style="text-align: center;"> ✗ No sunglasses</div><div style="text-align: center;"> ✗ No Hat</div></div>		
	Capture	Upload

24. Click on “**Click Here to Preview Application**” to check and review the details filled by you in Action-1, 2.1, & 2.2 so far, as no editing / modification is allowed once you click the Make Payment and Submit button.




High Court of Delhi

Welcome DUMMY to Online Application for Delhi Higher Judicial Service Examination 2024

Action	Status
Click on the buttons given below	
Action-1: Fill Application	<input checked="" type="checkbox"/> Completed
Action-2.1: Uploading of Photograph/ Signature	<input checked="" type="checkbox"/> Completed
Action-2.2: Uploading of Live Photograph using Webcam	<input checked="" type="checkbox"/> Completed
Click here to Preview Application	
Action-3: Make Payment/ Submit Application	<input type="checkbox"/> To be Completed
Action-4: Print Application	<input type="checkbox"/> To be Completed

CLICK HERE



25. Click on “**Action-3: Make Payment / Submit Application**”.

Note:-

- i. Please check all the details before clicking on **Save & Make Payment** Button.
- ii. Candidate belonging to General / OBC / PwD (non-identified disabilities) Category has to pay fee ((non-refundable) of Rs. 2000/- and SC/ST/ Persons with Disabilities (identified disabilities) has to pay Rs. 500/- through SBI e-Pay Payment Gateway only.
- iii. No other mode of payment is acceptable other than the modes mentioned above.
- iv. Successful filling of Online Application form doesn't mean the successful submission of Form unless successful Payment of requisite fee.

Action	Status
Click on the buttons given below	
Action-1: Fill Application	<input checked="" type="checkbox"/> Completed
Action-2.1: Uploading of Photograph/ Signature	<input checked="" type="checkbox"/> Completed
Action-2.2: Uploading of Your live Photograph using Webcam	<input checked="" type="checkbox"/> Completed
Click here to Preview Application	
Action-3: Make Payment/ Submit Application	<input type="checkbox"/> To be Completed
Action-4: Print Application	<input type="checkbox"/> To be Completed

CLICK HERE

26. Mark 'YES' in both the places and click on "Submit" button to proceed for the payment gateway.



Home

Make Payment / Submit Application

Please ensure that Personal details, Educational details and Experience details (as applicable) filled by you is correct.

I hereby certify and declare that:

1. I am an Indian National.
2. I have read the provisions given in the Advertisement.
3. All statements made and information given by me in this application are true, complete and correct to the best of my knowledge and belief. In the event of any information or part of it being found false or incorrect before or after the exam/interview or appointment, action can be taken against me by the High Court of Delhi and my candidature/appointment shall automatically stand cancelled/repatriated/terminated.
4. I further declare that I fulfill all the conditions of eligibility regarding age, educational, professional/technical qualifications, etc. prescribed for the post applied for. The essential qualifications prescribed are possessed by me.
5. I will not lay any claim for refund of non-refundable application fee from High Court of Delhi under any circumstances.

*Undertaking: I have gone through the advertisement and the General Conditions mentioned therein and fulfil all the conditions/requirements specified therein.**

I hereby Accept and confirm the Undertaking (Yes/No)

NOTE: Once the payment has been made through, you will not be allowed to change/modify any information in the application form.

Do you want to proceed for Payment: Yes No

Note: Modification/Editing of Application Form is not allowed after Submission. Please be sure before SUBMITTING.

27. Click on "Proceed to Payment Gateway".



High Court of Delhi

Note down Transaction Reference No. and Proceed to Payment Gateway

Transaction Reference No.: 484829

(Keep note of this No. for payment reconciliation)

Name	DUMMY	Father's Name	shaktimaan
Post Name:	Delhi Higher Judicial Service Examination 2024	Email-ID:	bdcms1@aima.in

Amount to Pay: ₹ 2000 /- + Bank Service Charge

[Proceed to Payment Gateway](#)

CLICK HERE

Note: DO NOT Refresh the page/press F5 key

28. You can make the payment using debit card / internet banking / BHIM UPI, fill your details and click on Pay now to proceed further.



Following channel(s) is/are unavailable during mentioned time:

- Bharat Bank (NB) From: 2024-07-05 17:45:13 To: 2025-07-31 23:59:59
- Saraswat Bank (NB) From: 2024-02-08 11:57:49 To: 2024-12-31 23:59:59
- Janata Sahakari Bank Ltd. Pune (NB) From: 2024-02-14 19:19:50 To: 2025-12-31 23:59:59

f Sale (POS) devices] within India. For card not present (Domestic and International) transactions Card holder has to enable the card for such transaction by using Bank/ Card application or contact their

Payment Details

Debit/Credit Card

Internet Banking

UPI

Wallets

Please ensure that your card is enabled for online (E-Commerce) transactions
कृपया सुनिश्चित करें कि आपका कार्ड (ई-कॉमर्स) लेनदेन के लिए सक्रम है

Card Number

VISA RuPay

Name of the card holder

Name as on card

Expiry Date/Valid Thru

Month

Year

CVV/CVC 4-DBC



Use your GSTIN for claiming input tax (Optional)

Pay Now

Cancel

Order Summary

Kindly note Order No.

Order No.:

484829

Merchant Name:

High Court of Delhi

Amount:

1.00

Processing fee:

GST:

Total:

APM ID: PG_TRANS_396

You can check the transaction status using the following link - [Click Here](#)

Fill the OTP as sent on your registered mobile no. and click on "Submit" button to complete the payment and generate the final application form.



Merchant Details

Merchant Name	WRCRISSBlePay
Date	Feb 24, 2022
Card Number	4712 XXXX XXXX 7643
Amount	Rs
Not your contact details?:	Contact Customer Care

Enter OTP

Successfully sent OTP to your registered mobile number X5XXXX1XX2

Enter OTP

[Resend OTP](#)

This screen will automatically time out after 300 seconds

29. After successful payment of fees, the candidate is advised to download & take the printout of Online Application Form by clicking on “**Action-4: Print Application**” to complete all the 4 steps of the registration process.

Note:-

- i. If the Online Application Form & Payment is not submitted successfully, then the candidate will not be able to download & take Printout of Online Application form.
- ii. The candidates can take printout of application form and keep it for future reference.
- iii. Candidate is not required to send the printout of the online application form to the High Court of Delhi.

Action	Status
Click on the buttons given below	
Action-1: Fill Application	<input checked="" type="checkbox"/> Completed
Action-2.1: Uploading of Photograph/ Signature	<input checked="" type="checkbox"/> Completed
Action-2.2: Uploading of Selfie using Webcam	<input checked="" type="checkbox"/> Completed
Action-3: Make Payment/ Submit Application	<input checked="" type="checkbox"/> Completed
Action-4: Print Application	<input checked="" type="checkbox"/> Completed

CLICK HERE →